

Higher Learning Commission

Oral Roberts University : Annual Institutional Data Update (AIDU) System

Review Report

Print report using the PRINT function in your browser.

To return to your report, click [here](#). Or use your browser's back button.



2008 Annual Institutional Data Update

Contact Information

 	Contact Type	Name	Address	City State, Zip	Phone	Email
 	General Institutional Address	Oral Roberts University	7777 S. Lewis Ave.	Tulsa, OK 74171	918-495-6207	
 	Chief Executive Officer	Dr. Ralph Fagin	7777 S. Lewis Ave.	Tulsa, OK 74171	918-495-6207	rfagin@oru.edu
 	Chief Academic Officer	Dr. Mark Lewandowski	7777 S. Lewis Ave.	Tulsa, OK 74171	918-495-7260	mlewandowski@oru.edu
 	Chief Financial Officer	Mr. David Ellsworth	7777 S. Lewis Avenue	Tulsa, OK 74171	918-495-6402	dellsworth@oru.edu
 	Data Update Coordinator	Dr. Cal Easterling	7777 S. Lewis Ave.	Tulsa, OK 74171	918-495-6538	ceasterling@oru.edu



Federal Compliance

Academic Calendar - Select all that apply

-  
- Semester An academic year that consists of two semesters during the academic year with about 16 weeks for each semester of instruction. There may be an additional summer semester.
- Trimester An academic year that consists of three terms of about 10 weeks each.
- Quarter An academic year that consists of three sessions of about 12 weeks each. The range is typically from 10 to 15 weeks. There may be an additional quarter in the summer.

- Four-One-Four Plan** The 4-1-4 calendar consists of four courses taken for four months, one course taken for one month, and four courses taken for four months. There may be an additional summer session.
- Modular** Courses are typically in 4- to 6-week blocks with specific start and end times (frequently cohort).
- Continuous** Courses are not defined by specific start dates (usually applies to distance delivery).

Sanction Agencies

Has any accrediting agency (specialized, professional, or institutional) applied sanctions or withdrawn accreditation within the last year?














If yes, list the agency (exclude actions by The Higher Learning Commission):

Refund Policy

Does the institution have a formal student refund policy?

Student Headcount by Level

	Previous	New
  Full-Time Undergraduate	2495	2468
  Part-Time Undergraduate	263	246
  Full-Time Graduate	111	125
  Part-Time Graduate	238	188
  Full-Time Post-Baccalaureate First Professional	87	83
  Part-Time Post-Baccalaureate First Professional	50	56
  Non-Credit Students (all levels)	0	0


Student Headcount by Category

	Previous	New
  Degree-Seeking Undergraduate	2658	2714
  Certificate-Seeking Undergraduate	0	0
  Post-Baccalaureate Certificate Seeking	0	0
  Post-Baccalaureate Degree-Seeking	486	452

Total Entering Undergraduate Headcount













	Previous	New
  Full-Time Entering	549	584
  Part-Time Entering	219	43

Institutional Headcount

	Previous	New
  Full-Time Faculty	197	191
  Part-Time Faculty	81	100
  Full-Time Administration	179	196
  Part-Time Administration	12	8
  Full-Time Staff	390	383
  Part-Time Staff	36	31

Educational Programs


	Previous	New
  Pre-Associate Certificate/Diploma Programs	0	0
  Other Undergraduate Certificates/Diploma Programs	0	0
  Associate's Degree Programs	0	0

		Bachelor's Degree Programs	66	66
		Master's Degree Programs	14	13
		Specialist's Degree Programs	0	0
		Doctor's Degree Programs	2	2
		Post-Baccalaureate First Professional Degree Programs	1	1
		Post-Baccalaureate Certificate Programs	0	0





Certificates & Degrees Awarded

	Previous	New		
		Pre-Associate Certificates/Diplomas Awarded	0	0
		Other Undergraduate Certificates/Diplomas Awarded	0	0
		Associate's Degrees Awarded	0	0
		Bachelor's Degrees Awarded	532	517
		Master's Degrees Awarded	91	99
		Specialist's Degrees Awarded	0	0
		Doctor's Degrees Awarded	38	24
		Post-Baccalaureate First Professional Degrees Awarded	39	38
		Post-Baccalaureate Certificates Awarded	0	0

Off Campus Activities - Other Campuses

		location	programName	status	address	city	state	country
None Reported								

Off Campus Activities - Sites

		location	programName	status	address	city	state	country	programsOffered
		Out of USA	Livets Ord University	Active	S-751 03	Uppsala	n/a	Sweden	5

		Out of USA	Peniel College of Higher Education	Active	49 Coxtie Green Road	Brentwood, Essex	n/a	United Kingdom	2
--	--	------------	------------------------------------	--------	----------------------	------------------	-----	----------------	---

Off Campus Activities - In State Course Locations

		Previous	New	
		Number of Locations	0	0
		Total Headcount of these Locations	0	0

Off Campus Activities - Out of State and Out of US Course Locations

		location	programName	address	city	state	country	courses
		Out of USA	Asia LIFE University	128-1 Yondoo dong	Taejon	n/a	Korea, South	2

Dual Enrollment

		Previous	New	
		Total Dual Enrollment Student Headcount	13	16

Distance Education Programs

		programName	modality	totalHC
		Business Administration (Bachelor's)	Correspondence	17
		Christian Care and Counseling (Bachelor's)	Correspondence	41
		Church Ministries (Bachelor's)	Correspondence	31
		Liberal Studies / Liberal Arts (Bachelor's)	Correspondence	1

Collaborative Education

		degreeName	consortName	totalHC
		None Reported		

Dues Calculation from Reported Data

Calculated Dues

FTE = (Total Full-Time Headcount) + ((Total Part-Time Headcount)/3)

Your FTE = **2839**

Adjusted Site Total (AST) = Degree Sites + (Campuses *10)

Your AST = **2**

For the FTE range of 2,000-4,999:

\$3250 Base Dues

\$0.45 per FTE above 1999

\$45 per AST (Adjusted Site Total)

Calculated Dues = (Base Dues) + ((FTE-1999) * (Fee/FTE)) + (AST * (Fee/AST))

Calculated Dues = **\$3,718**

Maximum Total Dues are \$27,000.

Adjusted Dues = **\$3,718**

Total Amount Due = (Adjusted Dues) + (\$100 Mark Fee)

Your Total Dues = **\$3,818**

**Reported Data
(from previous sections)**

**Reported Headcounts
(from [HC Level](#))**

Full-Time Undergraduate	2468
Part-Time Undergraduate	246
Full-Time Graduate	125
Part-Time Graduate	188
Full-Time Post-Bacc 1st Proof	83
Part-Time Post-Bacc 1st Proof	56

Reported Off-Campus Activities

Number of Other Campuses	0
Number of Sites	2

Please DO NOT remit payment at this time.

Your institution will be invoiced separately.

If you require assistance with your dues calculation, please contact us at 800-621-7440.

2008-04-04 07:39:03.126

Report Assistance: Lil Nakutis - lnakutis@hlcommission.org - 800-621-7440 x113
 Technical Support: aidu@hlcommission.org
 Contents ©2008 Higher Learning Commission

Site Design